

Figure 1. Average weaning weights of 1999 Northern Plains IRM benchmark herds

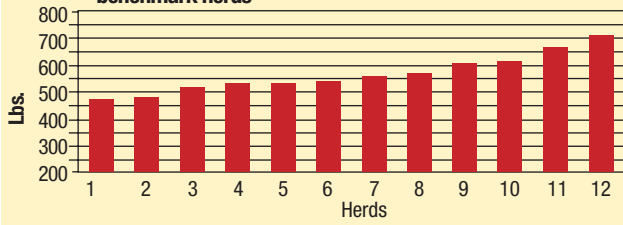


Figure 2. Profit per cow for 1999 IRM benchmark herds

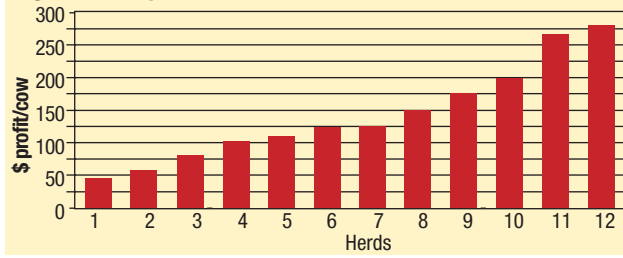


Figure 3. Unit cost of production (UCOP) by profit group 1999 IRM herds

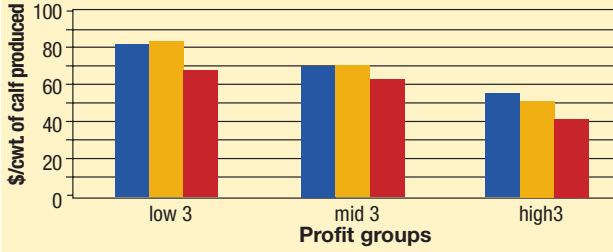


Figure 4. Accrual adjusted gross income by profit group 1999 IRM herds

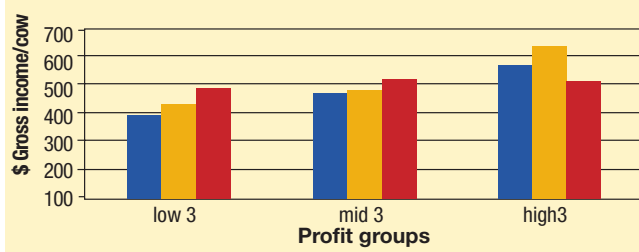


Figure 5. Winter feed costs by profit groups - 1999 IRM herds

